



## Kurzanleitung

---



# ALL-WAP0559AC

## **Standardeinstellungen**

**IP: 192.168.1.1**

**User Name: admin**

**Password: admin**

**Bitte ändern Sie aus Sicherheitsgründen nach der endgültigen Konfiguration die Standard-Passwörter des Gerätes!**

**Besuchen Sie unser Downloadportal um aktuelle Firmware / Dokumente / Software zu erhalten:**

**<http://www.allnet.de/downloads.html>**

**Weitere Hilfestellungen finden Sie auch online in unserem Service Portal:**

**<http://service.allnet.de/>**

## **Verpackungsinhalt**

Bitte überprüfen Sie den Inhalt der Verpackung, bevor Sie mit der Inbetriebnahme des ALL-WAP0559AC fortfahren.

- ALL-WAP0559AC Access Point
- PoE Adapter 48V passiv
- Kurzanleitung
- Schraubenset
- Mastmontagebügel
- Halterung
- Dichtungsmutter
- Gelenkkugel
- Gummi-Dichtungsring

## **Den ALL-WAP0559AC verbinden**

- 1) Stellen Sie sicher dass Ihr Computer eine Ethernetkarte (RJ-45 Ethernet Port) besitzt. Für mehr Informationen vergleichen Sie dazu Ihr Benutzerhandbuch.
- 2) Verbinden Sie das eine Ende des Ethernet-Kabels der Kategorie 5e in den RJ-45-Port des ALL-WAP0559AC und das andere Ende an einem PoE-fähigen Switch.
- 3) Schließen Sie den PoE-fähigen PC mit einem zusätzlichen Ethernet-Kabel am Switch an.

**Hinweis:** ALL-WAP0559AC unterstützt sowohl IEEE 802.3af/at PoE (Power over Ethernet) als auch 48V passiv-Injektoren.

## IP Adressen - Konfiguration

- 1) Stellen Sie sicher das der ALL-WAP0559AC und ihr Computer eingeschaltet und miteinander verbunden sind
- 2) Für die nächsten Schritte sollten Sie gegeben falls auch in Ihrem Betriebssystemhandbuch nachschlagen.
- 3) Wenn Ihr Computer eingeschaltet ist, stellen Sie sicher das Ihr TCP/IP Protokoll eingerichtet und an ist. (In der Systemsteuerung, doppelklicken Sie auf Netzwerkverbindungen, und dann auf die Verbindung Ihrer Netzwerkkarte(NIC). Wählen Sie **Internet Protocol (TCP/IP)** aus und klicken Sie auf den **Eigenschaft** Button.
- 4) Wenn Ihr PC bereits in einem Netzwerk ist, stellen Sie sicher dass der Computer (oder die Ethernet Karte die mit dem ALL028850N verbunden ist) auf eine Statische IP Adresse von **192.168.1.2** und die Subnet Adress Maske auf **255.255.255.0** gesetzt ist. (Wählen Sie **Folgende IP Adresse verwenden** Option aus). Wenn dann Ihr dann Computer fertig vorbereitet ist, können Sie mit Konfiguration des ALL-WAP0559AC beginnen.

## ALL-WAP0559AC Setup

- 1) Zum Konfigurieren des ALL-WAP0559AC öffnen Sie einen Webbrowser (**z.B.:** Microsoft Internet Explorer, Mozilla Firefox, Google Chrome, etc.).
- 2) In der Adress-Leiste des Webbrowsers tippen Sie **192.168.1.1** (die Standard IP Adresse des ALL-WAP0559AC) und drücken Sie Enter.

**http://192.168.1.1**

- 3) Ein Login-Bildschirm erscheint. Standardmäßig ist der Benutzername des ALL-WAP0559AC **admin** und das Passwort **admin**. Geben Sie den aktuellen Benutzernamen und das Kennwort des ALL-WAP0559AC und klicken Sie dann auf **Login**. Wie Sie den Benutzernamen und das Kennwort ändern können finden Sie im ALL-WAP0559AC Handbuch.



- 4) Nach dem **Login** mit korrekten Benutzernamen und Kennwort erscheint das Hauptmenü des ALL-WAP0559AC. Dann können Sie weiter mit dem Wireless Verbindungen des ALL-WAP0559AC fortfahren

# BEISPIELKONFIGURATION: WDS-BRIDGE

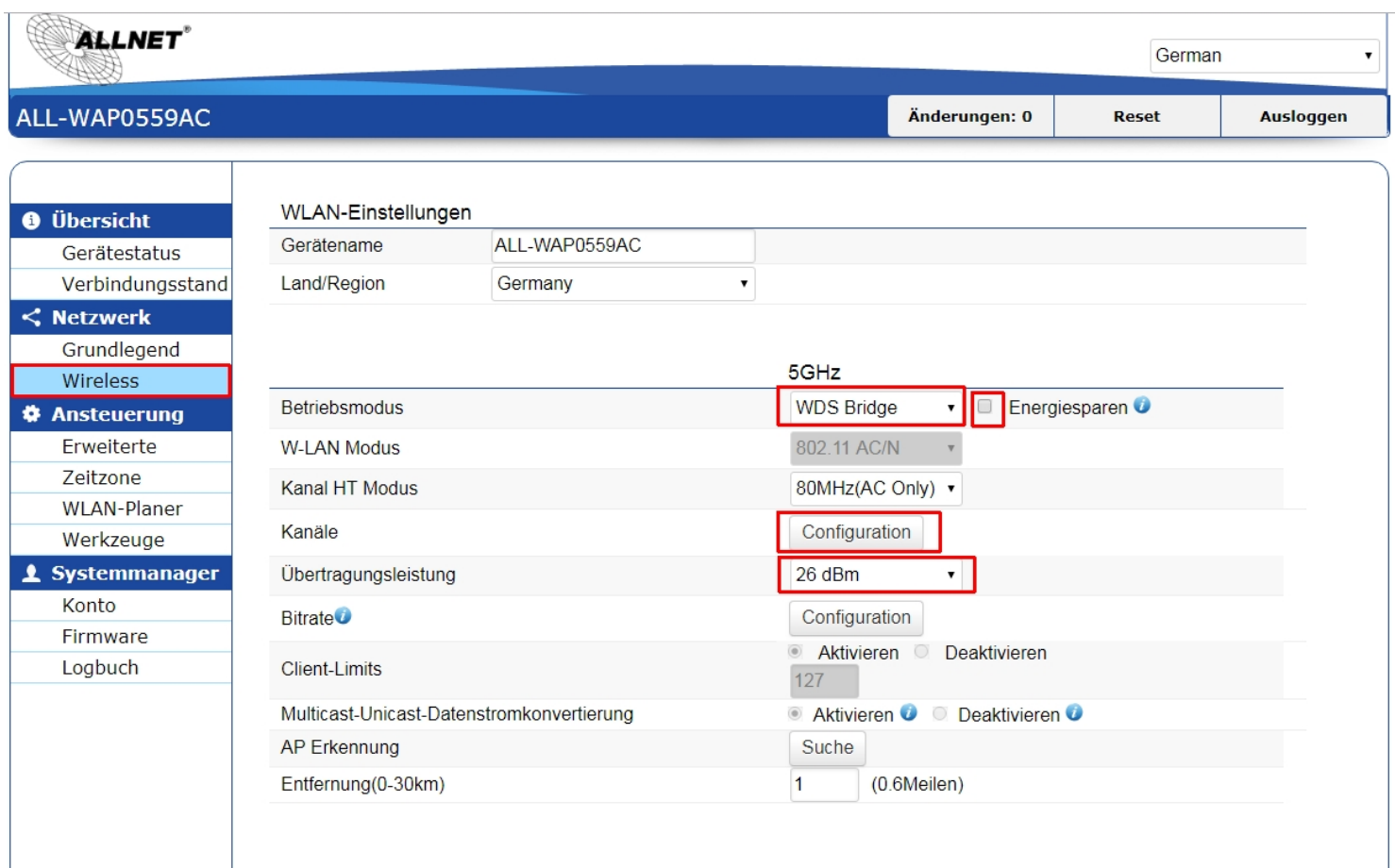
## Schritt 1:

Navigieren Sie zum Bereich WIRELESS.

Wählen Sie WDS BRIDGE als Betriebsmodus aus.

Wählen Sie einen Kanal aus. (Schaltfläche Configuration)

Konfigurieren Sie die Sendeleistung, indem Sie zuerst den „Energiesparmodus“ deaktivieren.



ALLNET®

German

ALL-WAP0559AC

Änderungen: 0

Reset

Ausloggen

**Übersicht**

Gerätestatus

Verbindungsstand

**Netzwerk**

Grundlegend

**Wireless**

**Ansteuerung**

Erweiterte

Zeitzone

WLAN-Planer

Werkzeuge

**Systemmanager**

Konto

Firmware

Logbuch

WLAN-Einstellungen

Gerätename ALL-WAP0559AC

Land/Region Germany

5GHz

Betriebsmodus WDS Bridge ☐ Energiesparen

W-LAN Modus 802.11 AC/N

Kanal HT Modus 80MHz(AC Only)

Kanäle Configuration

Übertragungsleistung 26 dBm

Bitrate Configuration

Client-Limits ☒ Aktivieren ☐ Deaktivieren 127

Multicast-Unicast-Datenstromkonvertierung ☒ Aktivieren ☐ Deaktivieren

AP Erkennung Suche

Entfernung(0-30km) 1 (0.6Meilen)

Bestätigen Sie anschließend mit **SPEICHERN**.

Klicken Sie auf **ÄNDERUNGEN** und anschließend auf **ANWENDEN**.

**Änderungen: 3**    **Reset**    **Ausloggen**

**Konfiguration / Änderungen**

Legende:  
■ Bereich hinzugefügt    ■ Bereich entfernt    ■ Option geändert    ■ Option entfernt

network.lan	
network.lan.ipaddr=192.168.1.55	
wireless.wifi1_wds	
wireless.wifi1_wds.WLANMDSPeer=8DC966C8E59v	
wireless.wifi1	
wireless.wifi1.channel=60	

**Anwenden**    **Zurückkehren**

## Schritt 2:

Navigieren Sie nach dem Neustart wieder zum Bereich **WIRELESS**. Scrollen Sie zum Bereich **WDS-Link Einstellungen – 5 GHz**.

Ändern Sie den Modus auf **AKTIVIEREN** und tragen Sie die **MAC-Adresse** der Gegenseite ein.

Die **MAC-Adresse** wird unter **GERÄTESTATUS** angezeigt. Achten Sie darauf die zum Modul (2,4GHz oder 5GHz) passende **MAC-Adresse** zu verwenden.

Tragen Sie zusätzlich eine **AES-Verschlüsselung** ein.

<b>Übersicht</b> <b>Gerätestatus</b> Verbindungsstand <b>Netzwerk</b> Grundlegend Wireless <b>Ansteuerung</b> Erweiterte Zeitzone	<b>Geräteinformationen</b>	
	Gerätename	ALL-WAP0559AC
	Seriennummer	
	MAC-Adresse	
	- LAN 1	88:DC:96:6C:8E:9C
	- LAN 2	88:DC:96:6C:8E:9D
	- WLAN - 5GHz	88:DC:96:6C:8E:9E
	Land	Germany

## WDS-Linkeinstellungen – 5 GHz

Sicherheits	<div>AES</div>
WEP-Schlüssel	<div></div> 40/64 Bits (10 Hexadezimalstellen)
AEC-Kennwort	<div>44448888</div> (8 – 63 ASCII-Zeichen oder 64 Hexadezimalstellen)

**Achtung:** NAWDS ist aktiv; bitte weisen Sie den Kanal in beiden Frequenzbändern manuell zu, damit die Einstellungen in Kraft treten.

MAC-Adresse	Modus
<div>88 : DC : 96 : 36 : 99 : 69</div>	<div>Aktivieren</div>
<div></div>	<div>Deaktivieren</div>
<div></div>	<div>Deaktivieren</div>
<div></div>	<div>Deaktivieren</div>

Bestätigen Sie anschließend mit ANWENDEN.

## Schritt 3:

Im Bereich GRUNDLEGENDE können Sie die IP-Adresse-Konfiguration bearbeiten.

Stellen Sie sicher dass beide WDS-Bridges nicht dieselbe IP-Adresse nutzen.

<b>Übersicht</b> Gerätestatus Verbindungsstand Echtzeit <b>Netzwerk</b> Grundlegend Wireless <b>Ansteuerung</b> Erweiterte Zeitzone	<h3>IPv4 Einstellungen</h3> <table><tr><td>IP Netzwerkeinstellung</td><td><input type="radio"/> DHCP <input checked="" type="radio"/> Statische-IP</td></tr><tr><td>IP-Adresse</td><td><div>192.168.1.2</div></td></tr><tr><td>Subnetzmaske</td><td><div>255.255.255.0</div></td></tr><tr><td>Gateway</td><td><div>192.168.1.254</div></td></tr><tr><td>Primäre DNS</td><td><div>8.8.4.4</div></td></tr><tr><td>Sekundäre DNS</td><td><div>8.8.8.8</div></td></tr></table>	IP Netzwerkeinstellung	<input type="radio"/> DHCP <input checked="" type="radio"/> Statische-IP	IP-Adresse	<div>192.168.1.2</div>	Subnetzmaske	<div>255.255.255.0</div>	Gateway	<div>192.168.1.254</div>	Primäre DNS	<div>8.8.4.4</div>	Sekundäre DNS	<div>8.8.8.8</div>
IP Netzwerkeinstellung	<input type="radio"/> DHCP <input checked="" type="radio"/> Statische-IP												
IP-Adresse	<div>192.168.1.2</div>												
Subnetzmaske	<div>255.255.255.0</div>												
Gateway	<div>192.168.1.254</div>												
Primäre DNS	<div>8.8.4.4</div>												
Sekundäre DNS	<div>8.8.8.8</div>												

Klicken Sie abermals auf ÄNDERUNGEN und anschließend auf ANWENDEN.

<div>Änderungen: 3</div> <div>Reset</div> <div>Ausloggen</div>							
<b>Übersicht</b> Gerätestatus Verbindungsstand <b>Netzwerk</b> Grundlegend Wireless <b>Ansteuerung</b> Erweiterte Zeitzone	<h3>Konfiguration / Änderungen</h3> <p>Legende: <span style="color: green;">■</span> Bereich hinzugefügt <span style="color: red;">■</span> Bereich entfernt <span style="color: green;">■</span> Option geändert <span style="color: red;">■</span> Option entfernt</p> <table><tr><td>network.lan</td><td>network.lan.ipaddr=192.168.1.55</td></tr><tr><td>wireless.wifi1_wds</td><td>wireless.wifi1_wds.WLANWDSPeer=88DC966C8E59v</td></tr><tr><td>wireless.wifi1</td><td>wireless.wifi1.channel=60</td></tr></table> <div>Anwenden Zurückkehren</div>	network.lan	network.lan.ipaddr=192.168.1.55	wireless.wifi1_wds	wireless.wifi1_wds.WLANWDSPeer=88DC966C8E59v	wireless.wifi1	wireless.wifi1.channel=60
network.lan	network.lan.ipaddr=192.168.1.55						
wireless.wifi1_wds	wireless.wifi1_wds.WLANWDSPeer=88DC966C8E59v						
wireless.wifi1	wireless.wifi1.channel=60						

## Schritt 4:

Konfigurieren Sie nun das zweite Gerät mit der gleichen Vorgangsweise.

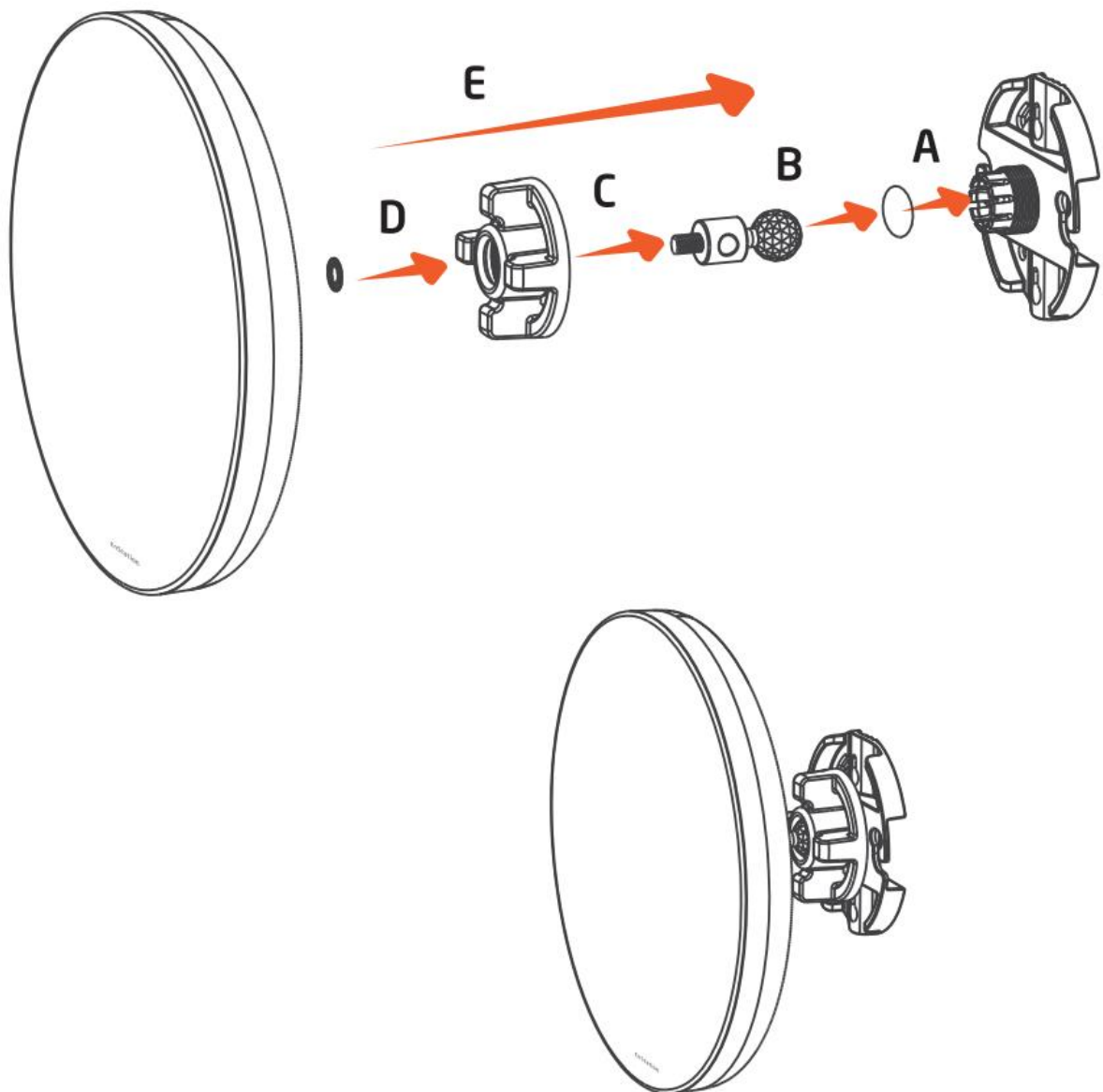
Nachdem beide Geräte konfiguriert sind und die MAC-Adressen korrekt eingegeben wurden, können Sie unter VERBINDUNGSSTAND kontrollieren ob Ihre WDS-Verbindung aktiv ist.

**Bitte beachten: Es kann unter Umständen bis zu 10 Minuten dauern, bis die WDS-Verbindung zwischen den Geräten aufgebaut ist!**

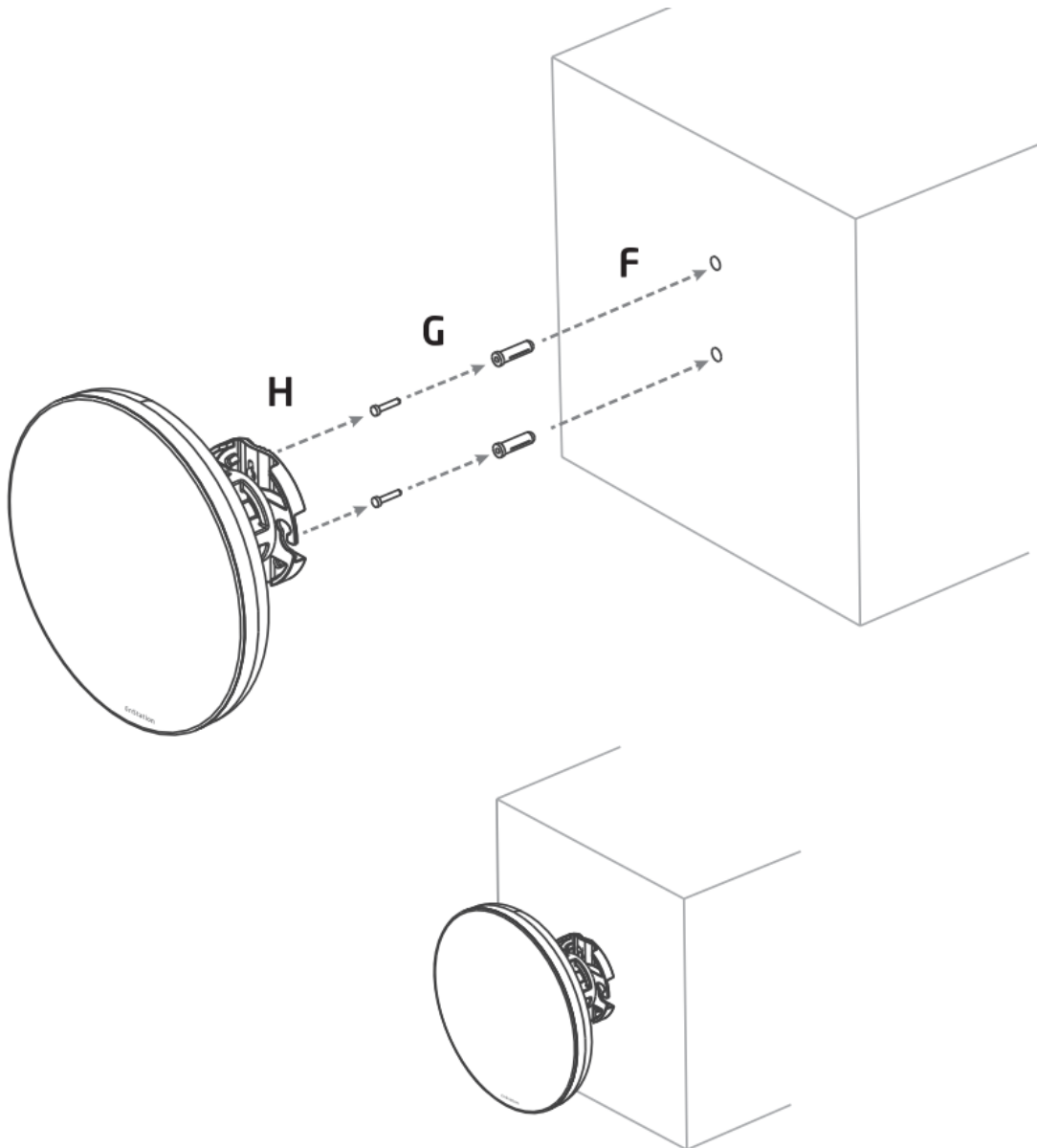
<b>Übersicht</b>	WDS Verbindungsliste - 5GHz					
Gerätestatus						
<b>Verbindungsstand</b>						
Echtzeit						
<b>Netzwerk</b>						
Grundlegend						
Wireless						
<b>Ansteuerung</b>	Verbindungsliste - 2.4GHz					
Erweiterte	SSID	MAC-Adresse	TX	RX	RSSI	Block
Zeitzone						
WLAN-Planer						
Werkzeuge						
<b>Systemmanager</b>						
Konto						
Firmware						
Logbuch						



## **BEISPIELKONFIGURATION: WANDMONTAGE**



- A) Legen Sie den mitgelieferten Gummi- Dichtungsring in die Halterung ein.
- B) Stecken Sie die Gelenkkugel in die Halterung.
- C) Schrauben Sie die Dichtmutter und die montierten Teile auf und ziehen Sie sie fest.
- D) Legen Sie die Nockscheibe auf die Gelenkkugel.
- E) Montieren Sie die Montageteile am Gerät.

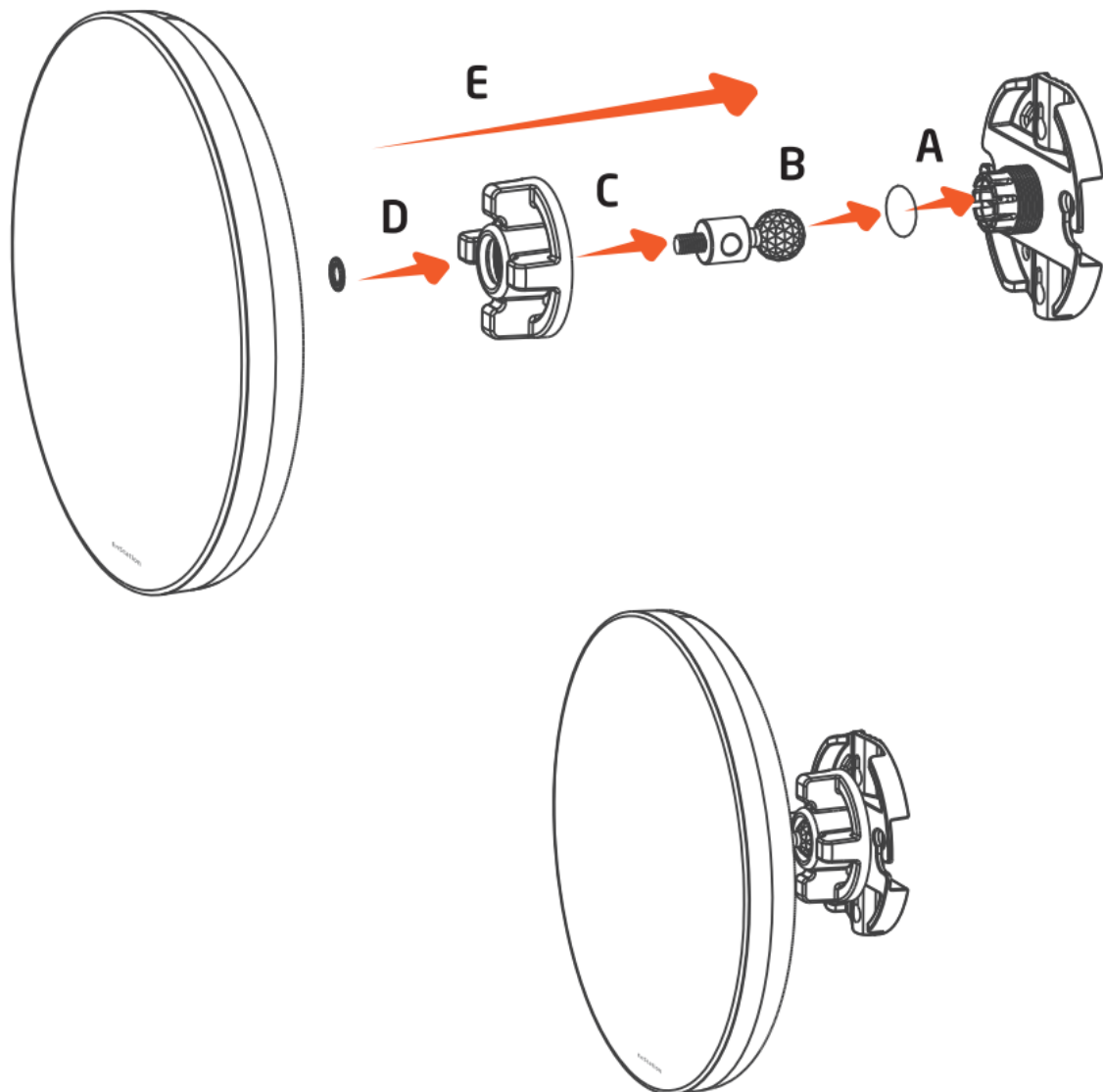


F) Bestimmen Sie den Montageort. Markieren und bohren Sie zwei Vorbohrungen, die zu den Schraubenlöchern der Halterung ausgerichtet sind.

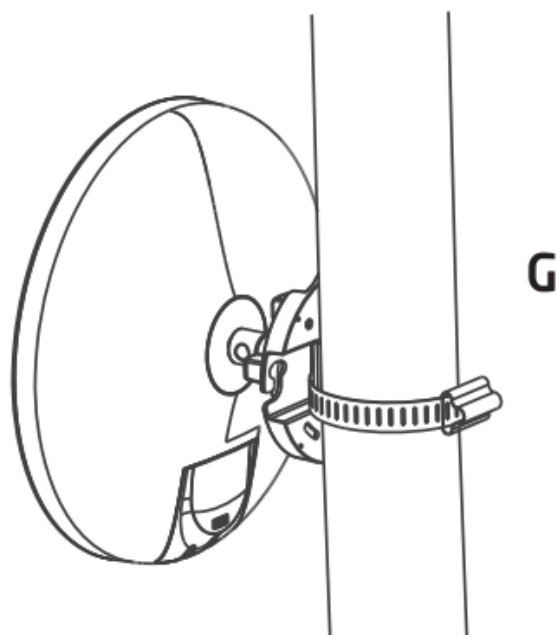
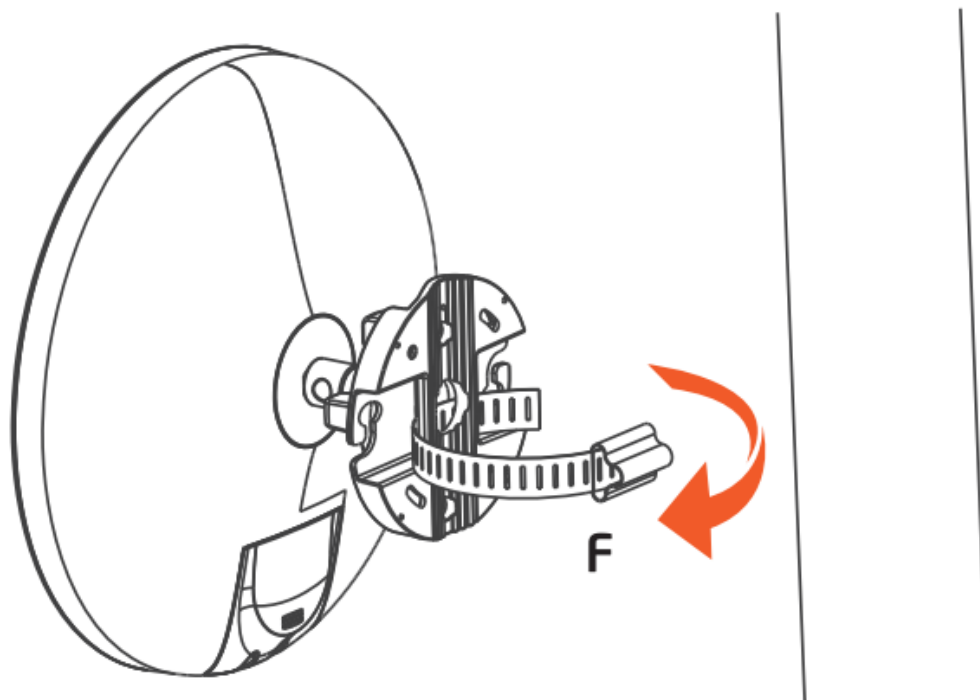
G) Wandanker in die Löcher einsetzen und Schraube in den Wandanker einbringen.

H) Halterung festschrauben.

## ***BEISPIELKONFIGURATION: MASTMONTAGE***



- A) Legen Sie den mitgelieferten Gummi- Dichtungsring in die Halterung ein.
- B) Stecken Sie die Gelenkkugel in die Halterung.
- C) Schrauben Sie die Dichtmutter und die montierten Teile auf und ziehen Sie sie fest.
- D) Legen Sie die Nockscheibe auf die Gelenkkugel.
- E) Montieren Sie die Montageteile am Gerät.



F) Führen Sie das offene Ende des Mastmontagebügels durch die beiden Laschen an der Halterung.

G) Arretieren und festziehen des Mastmontagebügels, um die Halterung an der Stange zu befestigen.



## Quick Install Guide

---



# ALL-WAP0559AC

## **Default Settings**

<b>IP:</b>	<b>192.168.1.1</b>
<b>User Name:</b>	<b>admin</b>
<b>Password:</b>	<b>admin</b>

**For security reasons, please change the default passwords of the device after the final configuration**

**Visit our download portal to get the latest firmware / documents / software:**

**<http://www.allnet.de/downloads.html>**

**You will also find further assistance online in our Service Portal:**

**<http://service.allnet.de/>**

**package content**

Please check the contents of the packaging before proceeding with the commissioning of the ALL-WAP0559AC.

ALL-WAP0559AC Access Point  
PoE Adapter 48V passive  
short instruction  
screw set  
mast mounting bracket  
mounting  
sealing nut  
joint ball  
rubber sealing ring

**Connecting the ALL-WAP0559AC**

- 1) Make sure your computer has an Ethernet card (RJ-45 Ethernet port). Refer to your user manual for more information.
- 2) Connect one end of the Category 5e Ethernet cable to the RJ-45 port of the ALL-WAP0559AC and the other end to a PoE-enabled switch.
- 3) Connect the PoE-enabled PC to the switch with an additional Ethernet cable.

Note: ALL-WAP0559AC supports both IEEE 802.3af/at PoE (Power over Ethernet) and 48V passive injectors.

## IP Addresses - Configuration

- 1) Make sure that the ALL-WAP0559AC and your computer are turned on and connected to each other.
- 2) For the next steps you should also refer to your operating system manual if given.
- 3) If your computer is turned on, make sure that your TCP/IP protocol is set up and on. (In the Control Panel, double-click Network Connections, and then double-click the connection of your network interface card (NIC). Select Internet Protocol (TCP/IP) and click on the property button.
- 4) If your PC is already on a network, make sure the computer (or Ethernet card connected to the ALL028850N) is set to a static IP address of 192.168.1.2 and the Subnet Address Mask is set to 255.255.255.0. (Select the Use the following IP address option). When your computer is ready, you can start configuring the ALL-WAP0559AC.

## ALL-WAP0559AC setup

- 1) To configure ALL-WAP0559AC, open a web browser (e.g. Microsoft Internet Explorer, Mozilla Firefox, Google Chrome, etc.).
- 2) In the address bar of the web browser, type 192.168.1.1 (the default IP address of the ALL-WAP0559AC) and press Enter.

3) A login screen appears. By default, the ALL-WAP0559AC user name is admin and the password is admin. Enter the current user name and password of the ALL-WAP0559AC, and then click Login. For how to change the user name and password, refer to the ALL-WAP0559AC manual.



4) After login with correct username and password, the ALL-WAP0559AC main menu will appear. Then you can continue with the wireless connections of the ALL-WAP0559AC.



## BEISPIELKONFIGURATION: WDS-BRIDGE

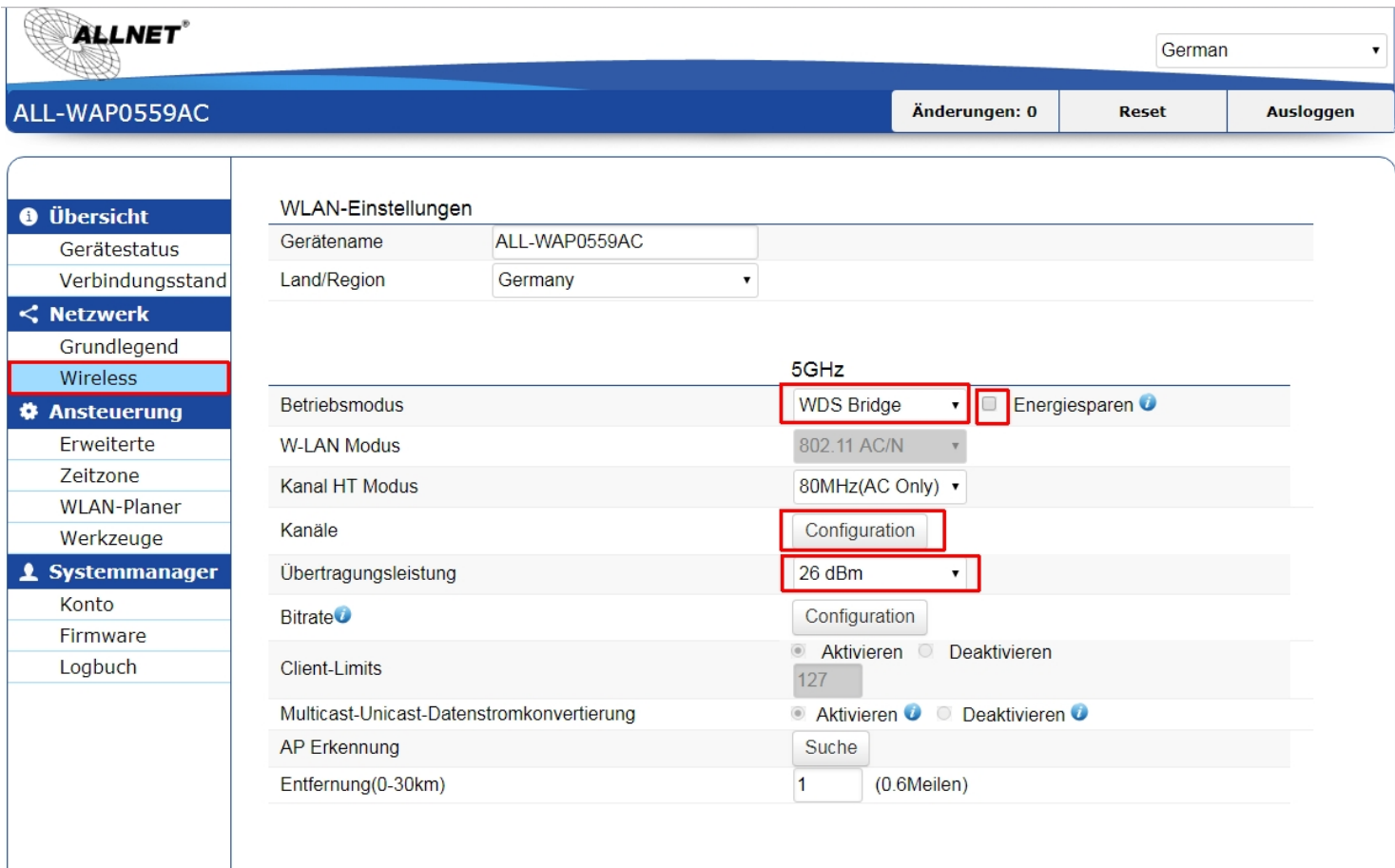
### Step 1:

Navigate to the WIRELESS area.

Select WDS BRIDGE as the operation mode.

Select a channel.

Configure the transmit power. Disable "Energy saving Mode" first.



ALLNET® German

ALL-WAP0559AC Änderungen: 0 Reset Ausloggen

**Übersicht**  
Gerätestatus  
Verbindungsstand

**Netzwerk**  
Grundlegend  
**Wireless**

**Ansteuerung**  
Erweiterte  
Zeitzone  
WLAN-Planer  
Werkzeuge

**Systemmanager**  
Konto  
Firmware  
Logbuch

WLAN-Einstellungen

Gerätename ALL-WAP0559AC

Land/Region Germany

5GHz

Betriebsmodus WDS Bridge ☐ Energiesparen ⓘ

W-LAN Modus 802.11 AC/N

Kanal HT Modus 80MHz(AC Only)

Kanäle Configuration

Übertragungsleistung 26 dBm

Bitrate ⓘ Configuration

Client-Limits ☒ Aktivieren ☐ Deaktivieren 127

Multicast-Unicast-Datenstromkonvertierung ☒ Aktivieren ⓘ ☐ Deaktivieren ⓘ

AP Erkennung Suche

Entfernung(0-30km) 1 (0.6Meilen)

Then confirm with SAVE.

Click on CHANGES and then on APPLY.



## Step 2:

After restarting, navigate back to the WIRELESS area.  
Scroll to the WDS Link Settings - 5 GHz area.

Change the mode to ENABLE and enter the  
Enter the MAC address of the other side.

The MAC address is displayed under DEVICE STATUS.  
Make sure to use the MAC address suitable for the module (2.4GHz  
or 5GHZ).

In addition, enter an AES encryption.

<b>Übersicht</b>	<b>Geräteinformationen</b>
<b>Gerätstatus</b>	Gerätename ALL-WAP0559AC
Verbindungsstand	Seriennummer
<b>Netzwerk</b>	MAC-Adresse
Grundlegend	- LAN 1 88:DC:96:6C:8E:9C
Wireless	- LAN 2 88:DC:96:6C:8E:9D
<b>Ansteuerung</b>	- WLAN - 5GHz 88:DC:96:6C:8E:9E
Erweiterte	Land Germany
Zeitzone	

## WDS-Linkeinstellungen – 5 GHz

Sicherheits	<div>AES</div>
WEP-Schlüssel	<div>40/64 Bits (10 Hexadezimalstellen)</div>
AEC-Kennwort	<div>44448888</div> (8 – 63 ASCII-Zeichen oder 64 Hexadezimalstellen)

**Achtung:** NAWDS ist aktiv; bitte weisen Sie den Kanal in beiden Frequenzbändern manuell zu, damit die Einstellungen in Kraft treten.

MAC-Adresse	Modus
<div>88 : DC : 96 : 36 : 99 : 69</div>	<div>Aktivieren</div>
<div></div>	<div>Deaktivieren</div>
<div></div>	<div>Deaktivieren</div>
<div></div>	<div>Deaktivieren</div>

Then confirm with APPLY.

## Step 3:

In the BASIC section you can edit the IP address configuration.

Make sure that both WDS bridges do not use the same IP address.

<ul style="list-style-type: none"> <li>Übersicht</li> <li>Gerätestatus</li> <li>Verbindungsstand</li> <li>Echtzeit</li> <li>Netzwerk</li> <li>Grundlegend</li> <li>Wireless</li> <li>Ansteuerung</li> <li>Erweiterte</li> <li>Zeitzone</li> </ul>	<h3>IPv4 Einstellungen</h3> <p>IP Netzwerkeinstellung <input type="radio"/> DHCP <input checked="" type="radio"/> Statische-IP</p> <p>IP-Adresse <div>192.168.1.2</div></p> <p>Subnetzmaske <div>255.255.255.0</div></p> <p>Gateway <div>192.168.1.254</div></p> <p>Primäre DNS <div>8.8.4.4</div></p> <p>Sekundäre DNS <div>8.8.8.8</div></p>
---	--

Click on CHANGES again and then on APPLY.

<div>Änderungen: 3</div> <div>Reset</div> <div>Ausloggen</div>	
--	--

<ul style="list-style-type: none"> <li>Übersicht</li> <li>Gerätestatus</li> <li>Verbindungsstand</li> <li>Netzwerk</li> <li>Grundlegend</li> <li>Wireless</li> <li>Ansteuerung</li> <li>Erweiterte</li> <li>Zeitzone</li> </ul>	<h3>Konfiguration / Änderungen</h3> <p>Legende:</p> <ul style="list-style-type: none"> <li><span style="background-color: #d4edda;"> </span> Bereich hinzugefügt</li> <li><span style="background-color: #f8d7da;"> </span> Bereich entfernt</li> <li><span style="background-color: #d4edda;"> </span> Option geändert</li> <li><span style="background-color: #f8d7da;"> </span> Option entfernt</li> </ul> <p>network.lan network.lan.ipaddr=192.168.1.55</p> <p>wireless.wifi1_wds wireless.wifi1_wds.WLANWDSPeer=88DC966C8E59v</p> <p>wireless.wifi1 wireless.wifi1.channel=60</p> <p>Anwenden Zurückkehren</p>
---	--

### Step 4:

Now configure the second device using the same procedure.

After both devices have been configured and the MAC addresses have been entered correctly, you can check whether your WDS connection is active under **CONNECT CONNECTION**.

Please note that it may take up to 10 minutes: It may take up to 10 minutes until the WDS connection between the devices is established.

- Übersicht
- Verbindungsstand
- Netzwerk
- Grundlegend
- Wireless
- Ansteuerung
- Erweiterte
- Zeitzone
- WLAN-Planer
- Werkzeuge
- Systemmanager
- Konto
- Firmware
- Logbuch

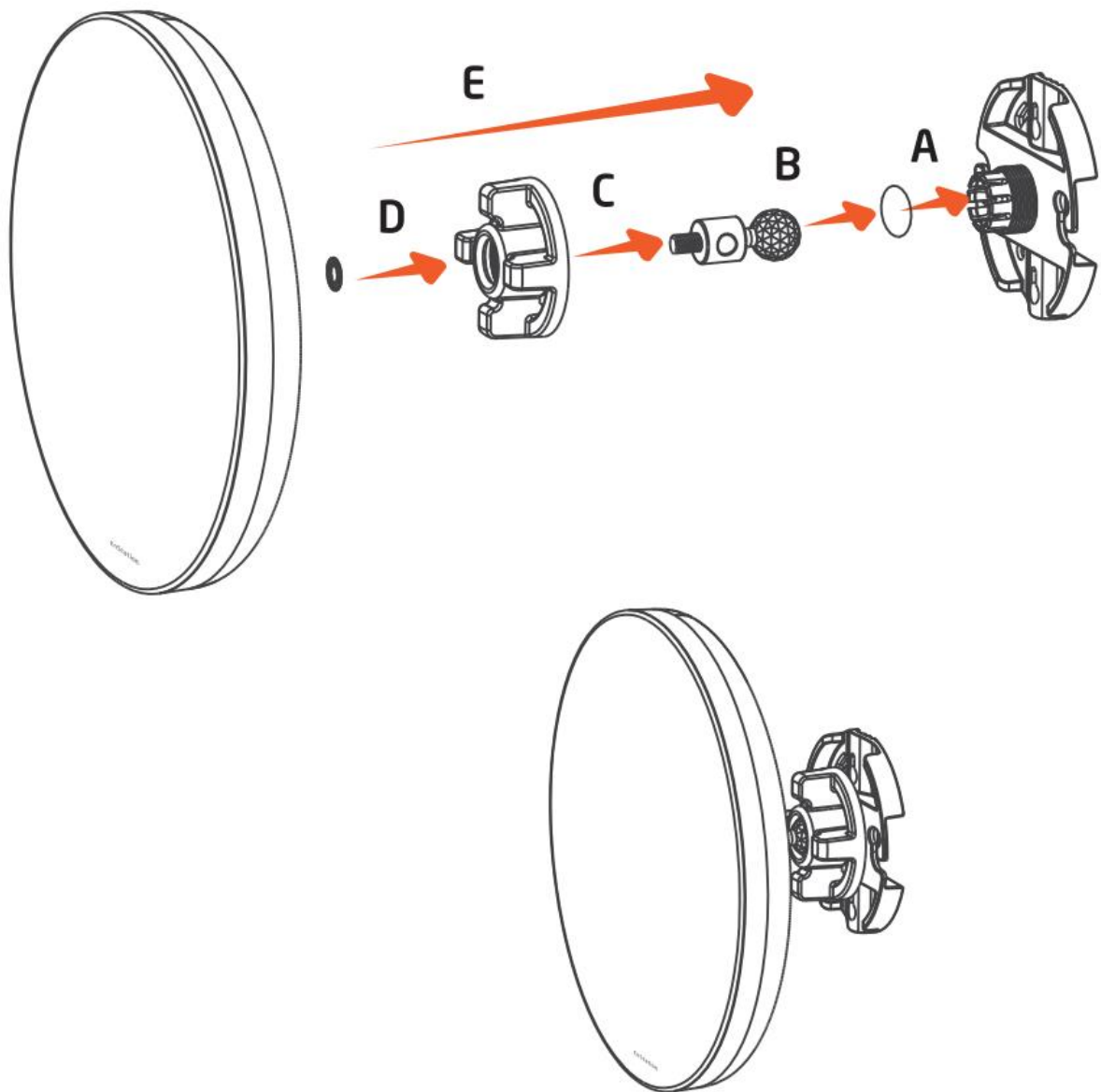
### WDS Verbindungsliste - 5GHz

WDS Verbindungs-ID#	MAC-Adresse	Link Status	RSSI(dBm)
#1	88:dc:96:36:99:69	UP	-47

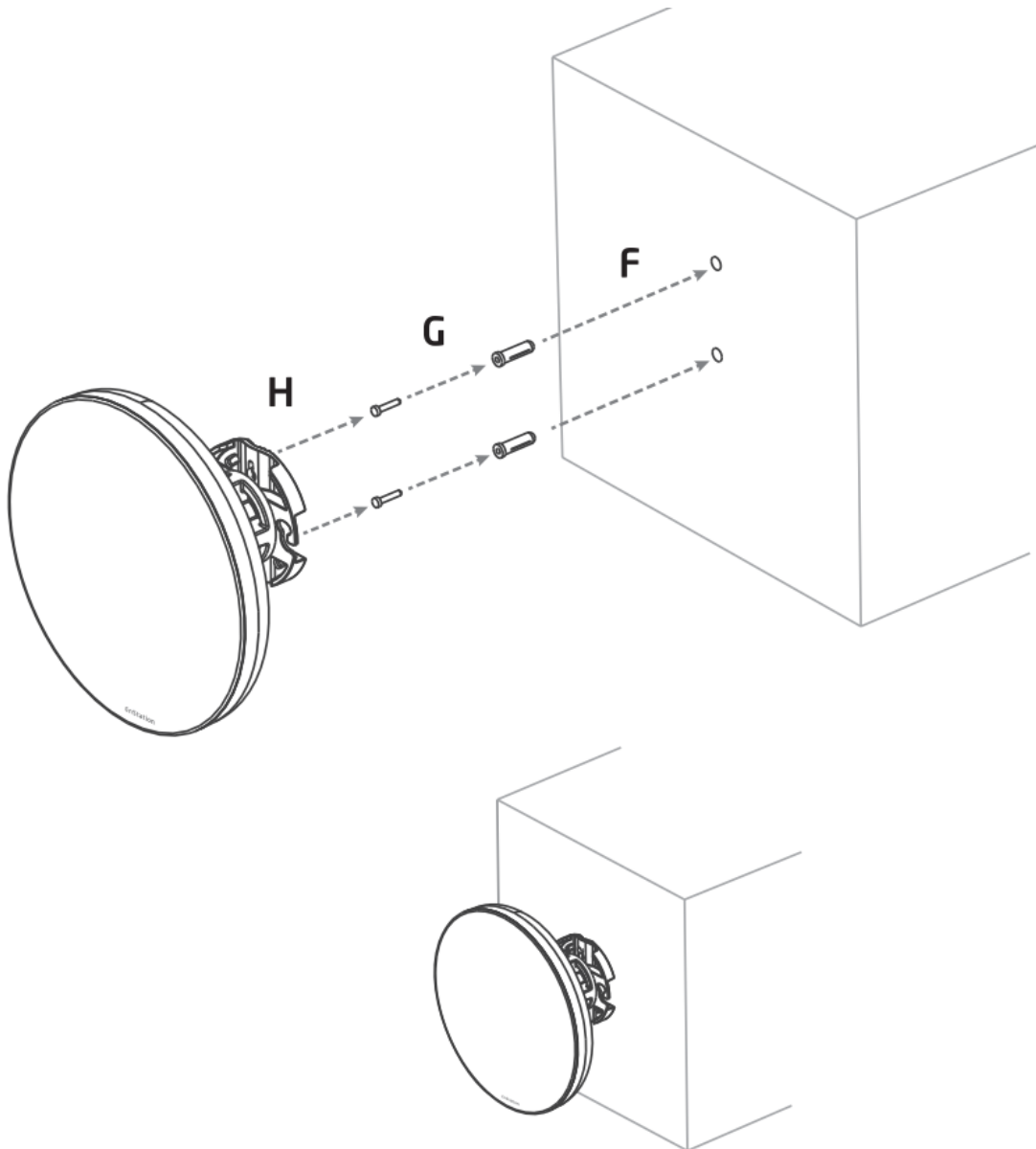
### Verbindungsliste - 2.4GHz

SSID	MAC-Adresse	TX	RX	RSSI	Block
------	-------------	----	----	------	-------

## ***BEISPIELKONFIGURATION: WANDMONTAGE***



- I) Insert the supplied rubber sealing ring into the holder.
- J) Insert the joint ball into the bracket.
- K) Screw on the sealing nut and the assembled parts and tighten them.
- L) Place the cam disc on the joint ball.
- M) Mount the mounting parts to the unit.

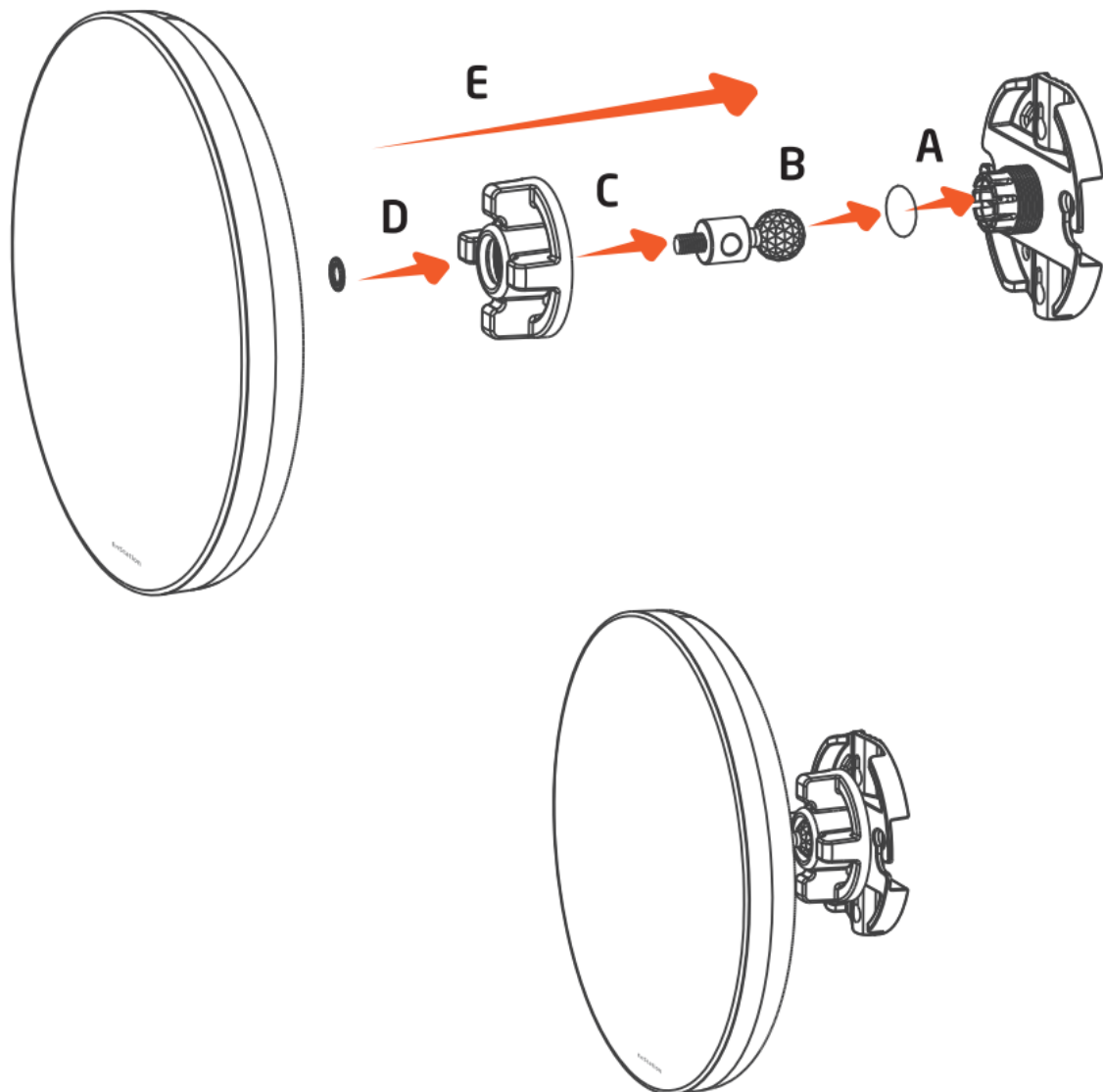


N) Determine the mounting location. Mark and drill two pilot holes aligned with the bracket screw holes.

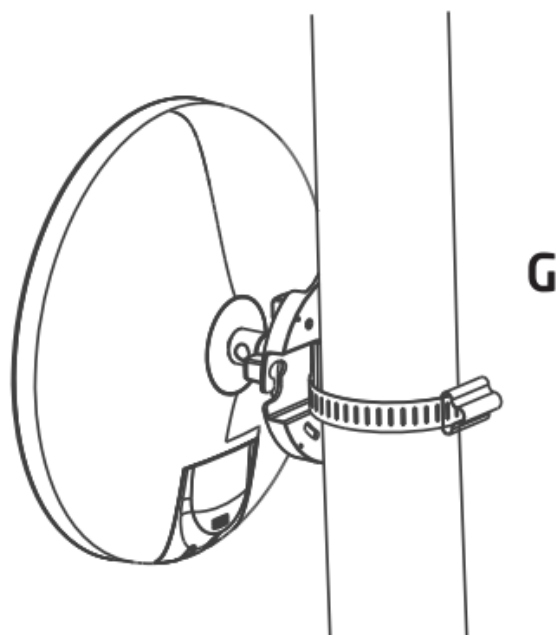
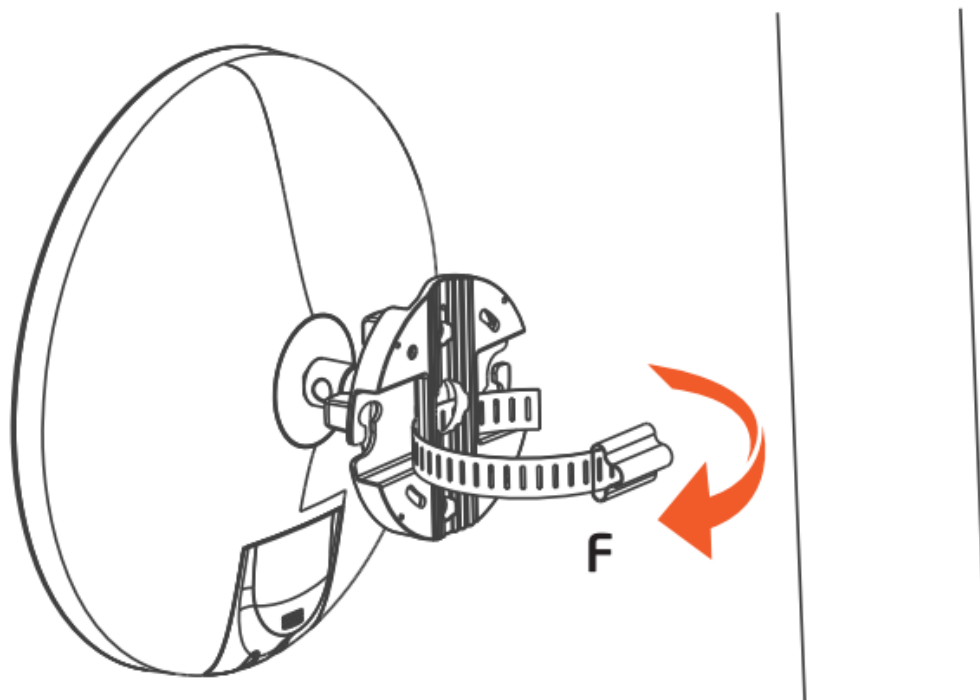
O) Insert the wall anchor into the holes and insert the screw into the wall anchor.

P) Tighten the bracket.

## ***BEISPIELKONFIGURATION: MASTMONTAGE***



- H) Insert the supplied rubber sealing ring into the holder.
- I) Insert the joint ball into the bracket.
- J) Screw on the sealing nut and the assembled parts and tighten them.
- K) Place the cam disc on the joint ball.
- L) Mount the mounting parts to the unit.



M) Pass the open end of the mast mounting bracket through the two tabs on the bracket.

N) Lock and tighten the mast mounting bracket to secure the bracket to the rod.



Hiermit erklärt ALLNET GmbH Computersysteme, dass sich das Gerät **ALL-WAP0559AC** in Übereinstimmung mit den grundlegenden Anforderungen und den übrigen einschlägigen Bestimmungen der Richtlinie RED 2014/53/EU befindet. Die Konformitätserklärung kann unter folgender Adresse gefunden werden:  
[www.allnet.de/downloads.html](http://www.allnet.de/downloads.html)

ALLNET GmbH Computersysteme declares that the device **ALL-WAP0559AC** is in compliance with the essential requirements and other relevant provisions of Directive RED 2014/53/EU. The Declaration of conformity can be found under this link:  
[www.allnet.de/downloads.html](http://www.allnet.de/downloads.html)

EU contact:

ALLNET GmbH Computersysteme  
Maistrasse 2  
82110 Germering

Tel. +49 (0)89 894 222 - 22

Fax +49 (0)89 894 222 - 33

Email: [info\(at\)allnet.de](mailto:info(at)allnet.de)



CE Marking is the symbol as shown on the top of this page. The letters "CE" are the abbreviation of French phrase "Conformity European" which literally means "European Conformity". The term initially used was "EC Mark" and it was officially replaced by "CE Marking" in the Directive 93/68/EEC in 1993. "CE Marking" is now used in all EU official documents.



This symbol on the product or on its packaging indicates that this product must not be disposed of with your other household waste. Instead, it is your responsibility to dispose of your waste equipment by handing it over to a designated collection point for the recycling of waste electrical and electronic equipment. The separate collection and recycling of your waste equipment at the time of disposal will help to conserve natural resources and ensure that it is recycled in a manner that protects human health and the environment. For more information about where you can drop off your waste equipment for recycling, please contact your local city office, your household waste disposal service or the shop where you purchased the product.

This recycle logo indicates that this product is capable of being recycled, not that the product has been recycled or will be accepted in all recycling collection systems.





This symbol is **new RED** aligns the previous directive with the New Legislative Framework for the marketing of products. The revision takes account of the need for improved market surveillance, in particular for the traceability obligations of manufacturers, importers and distributors. It provides improved instruments for market surveillance, such as the possibility to require prior registration of radio equipment, within those categories affected by low levels of compliance.

The Directive requires **equipment to be constructed for efficient use of the radio spectrum, as well as electromagnetic compatibility, to avoid interference with terrestrial and orbital communications.**



The RoHS directive aims to restrict certain dangerous substances commonly used in electronic and electronic equipment. This [RoHS compliant](#) symbol indicate the component is [tested](#) for the presence of Lead (Pb), Cadmium (Cd), Mercury (Hg), Hexavalent chromium (Hex-Cr), Polybrominated biphenyls (PBB), and Polybrominated diphenyl ethers (PBDE). For Cadmium and Hexavalent chromium, there must be less than 0.01% of the substance by weight at raw homogeneous materials level. For Lead, PBB, and PBDE, there must be no more than 0.1% of the material, when calculated by weight at raw homogeneous materials. Any RoHS compliant component must have 100 ppm or less of mercury and the mercury must not have been intentionally added to the component.

## Sicherheitshinweise

Beachten Sie unbedingt folgende Hinweise:

- Öffnen Sie niemals das Gerät.
- Führen Sie niemals eine Installation während eines Gewitters durch.
- Stellen Sie sicher, dass Leitungen stolper- und trittsicher verlegt werden.
- Betreiben Sie das Gerät niemals in die Nähe von Wärmequellen.
- Stellen Sie das Gerät niemals auf Oberflächen, die wärmeempfindlich sind.
- Verwenden Sie zur Reinigung keine lösungsmittelhaltigen Putzmittel, sondern lediglich ein weiches, trockenes Antistatik Tuch.
- Eine Reparatur darf nur durch geschultes, autorisiertes Personal durchgeführt werden.
- Bei nicht bestimmungsgemäßem Gebrauch ist eine Haftung durch ALLNET® ausgeschlossen.

### **DISCLAIMER OF WARRANTY**

This Program is free software; you can redistribute it and/or modify it under the terms of the GNU General Public License as published by the Free Software Foundation; version 2 of the License.

This Program is distributed in the hope that it will be useful, but WITHOUT ANY WARRANTY; without even the implied warranty of MERCHANTABILITY or FITNESS FOR A PARTICULAR PURPOSE. See the GNU General Public License for more details.

You should have received a copy of the GNU General Public License along with this Program; if not, write to the Free Software Foundation, Inc., 59 Temple Place, Suite 330, Boston, MA 02111-1307 USA.

The full text of the GNU General Public License version 2 is included with the software distribution in the file LICENSE.GPLv2

### **NO WARRANTY**

BECAUSE THE PROGRAM IS LICENSED FREE OF CHARGE, THERE IS NO WARRANTY FOR THE PROGRAM, TO THE EXTENT PERMITTED BY APPLICABLE LAW. EXCEPT WHEN OTHERWISE STATED IN WRITING THE COPYRIGHT HOLDERS AND/OR OTHER PARTIES PROVIDE THE PROGRAM "AS IS" WITHOUT WARRANTY OF ANY KIND, EITHER EXPRESSED OR IMPLIED, INCLUDING, BUT NOT LIMITED TO, THE IMPLIED WARRANTIES OF MERCHANTABILITY AND FITNESS FOR A PARTICULAR PURPOSE. THE ENTIRE RISK AS TO THE QUALITY AND PERFORMANCE OF THE PROGRAM IS WITH YOU. SHOULD THE PROGRAM PROVE DEFECTIVE, YOU ASSUME THE COST OF ALL NECESSARY SERVICING, REPAIR OR CORRECTION. IN NO EVENT UNLESS REQUIRED BY APPLICABLE LAW OR AGREED TO IN WRITING WILL ANY COPYRIGHT HOLDER, OR ANY OTHER PARTY WHO MAY MODIFY AND/OR REDISTRIBUTE THE PROGRAM AS PERMITTED ABOVE, BE LIABLE TO YOU FOR DAMAGES, INCLUDING ANY GENERAL, SPECIAL, INCIDENTAL OR CONSEQUENTIAL DAMAGES ARISING OUT OF THE USE OR INABILITY TO USE THE PROGRAM (INCLUDING BUT NOT LIMITED TO LOSS OF DATA OR DATA BEING RENDERED INACCURATE OR LOSSES SUSTAINED BY YOU OR THIRD PARTIES OR A FAILURE OF THE PROGRAM TO OPERATE WITH ANY OTHER PROGRAMS), EVEN IF SUCH HOLDER OR OTHER PARTY HAS BEEN ADVISED OF THE POSSIBILITY OF SUCH DAMAGES.

### **Written Offer for Source Code**

For binaries that you receive from ALLNET GmbH Computersysteme on physical media or within the download of the offered firmware that are licensed under any version of the GNU General Public License (GPL) or the GNU LGPL, you can receive a complete machine-readable copy of the source code by sending a written request to:

ALLNET GmbH Computersysteme  
Maistrasse 2  
82110 Germering

Your request should include: (i) the name of the covered binary, (ii) the version number of the ALLNET product containing the covered binary, (iii) your name, (iv) your company name (if applicable) and (v) your return mailing and email address (if available). We may charge you a nominal fee to cover the cost of the media and distribution. Your request must be sent within three (3) years of the date you received the GPL or LGPL covered code. For your convenience, some or all of the source code may also be found at:

<http://www.allnet.de/gpl.html>

### **LICENSE.GPLv2**

GNU GENERAL PUBLIC LICENSE  
Version 2, June 1991

Copyright (C) 1989, 1991 Free Software Foundation, Inc. 51 Franklin Street, Fifth Floor, Boston, MA 02110-1301, USA  
Everyone is permitted to copy and distribute verbatim copies of this license document, but changing it is not allowed.

### **Preamble**

The licenses for most software are designed to take away your freedom to share and change it. By contrast, the GNU General Public License is intended to guarantee your freedom to share and change free software—to make sure the software is free for all its users. This General Public License applies to most of the Free Software Foundation's software and to any other program whose authors commit to using it. (Some other Free Software Foundation software is covered by the GNU Library General Public License instead.) You can apply it to your programs, too.

When we speak of free software, we are referring to freedom, not price. Our General Public Licenses are designed to make sure that you have the freedom to distribute copies of free software (and charge for this service if you wish), that you receive source code or can get it if you want it, that you can change the software or use pieces of it in new free programs; and that you know you can do these things.

To protect your rights, we need to make restrictions that forbid anyone to deny you these rights or to ask you to surrender the rights. These restrictions translate to certain responsibilities for you if you distribute copies of the software, or if you modify it.

For example, if you distribute copies of such a program, whether gratis or for a fee, you must give the recipients all the rights that you have. You must make sure that they, too, receive or can get the source code. And you must show them these terms so they know their rights.

We protect your rights with two steps: (1) copyright the software, and (2) offer you this license which gives you legal permission to copy, distribute and/or modify the software.

Also, for each author's protection and ours, we want to make certain that everyone understands that there is no warranty for this free software. If the software is modified by someone else and passed on, we want its recipients to know that what they have is not the original, so that any problems introduced by others will not reflect on the original authors' reputations.

Finally, any free program is threatened constantly by software patents. We wish to avoid the danger that redistributors of a free program will individually obtain patent licenses, in effect making the program proprietary. To prevent this, we have made it clear that any patent must be licensed for everyone's free use or not licensed at all. The precise terms and conditions for copying, distribution and modification follow.

#### GNU GENERAL PUBLIC LICENSE

##### TERMS AND CONDITIONS FOR COPYING, DISTRIBUTION AND MODIFICATION

0. This License applies to any program or other work which contains a notice placed by the copyright holder saying it may be distributed under the terms of this General Public License. The "Program", below, refers to any such program or work, and a "work based on the Program" means either the Program or any derivative work under copyright law: that is to say, a work containing the Program or a portion of it, either verbatim or with modifications and/or translated into another language. (Hereinafter, translation is included without limitation in the term "modification".) Each licensee is addressed as "you".  
Activities other than copying, distribution and modification are not covered by this License; they are outside its scope. The act of running the Program is not restricted, and the output from the Program is covered only if its contents constitute a work based on the Program (independent of having been made by running the Program). Whether that is true depends on what the Program does.
1. You may copy and distribute verbatim copies of the Program's source code as you receive it, in any medium, provided that you conspicuously and appropriately publish on each copy an appropriate copyright notice and disclaimer of warranty; keep intact all the notices that refer to this License and to the absence of any warranty; and give any other recipients of the Program a copy of this License along with the Program.  
You may charge a fee for the physical act of transferring a copy, and you may at your option offer warranty protection in exchange for a fee.
2. You may modify your copy or copies of the Program or any portion of it, thus forming a work based on the Program, and copy and distribute such modifications or work under the terms of Section 1 above, provided that you also meet all of these conditions:
  - a) You must cause the modified files to carry prominent notices stating that you changed the files and the date of any change.
  - b) You must cause any work that you distribute or publish, that in whole or in part contains or is derived from the Program or any part thereof, to be licensed as a whole at no charge to all third parties under the terms of this License.
  - c) If the modified program normally reads commands interactively when run, you must cause it, when started running for such interactive use in the most ordinary way, to print or display an announcement including an appropriate copyright notice and a notice that there is no warranty (or else, saying that you provide a warranty) and that users may redistribute the program under these conditions, and telling the user how to view a copy of this License. (Exception: if the Program itself is interactive but does not normally print such an announcement, your work based on the Program is not required to print an announcement.)  
These requirements apply to the modified work as a whole. If identifiable sections of that work are not derived from the Program, and can be reasonably considered independent and separate works in themselves, then this License, and its terms, do not apply to those sections when you distribute them as separate works. But when you distribute the same sections as part of a whole which is a work based on the Program, the distribution of the whole must be on the terms of this License, whose permissions for other licensees extend to the entire whole, and thus to each and every part regardless of who wrote it. Thus, it is not the intent of this section to claim rights or contest your rights to work written entirely by you; rather, the intent is to exercise the right to control the distribution of derivative or collective works based on the Program.  
In addition, mere aggregation of another work not based on the Program with the Program (or with a work based on the Program) on a volume of a storage or distribution medium does not bring the other work under the scope of this License.
3. You may copy and distribute the Program (or a work based on it, under Section 2) in object code or executable form under the terms of Sections 1 and 2 above provided that you also do one of the following:
  - a) Accompany it with the complete corresponding machine-readable source code, which must be distributed under the terms of Sections 1 and 2 above on a medium customarily used for software interchange; or,
  - b) Accompany it with a written offer, valid for at least three years, to give any third party, for a charge no more than your cost of physically performing source distribution, a complete machine-readable copy of the corresponding source code, to be distributed under the terms of Sections 1 and 2 above on a medium customarily used for software interchange; or,
  - c) Accompany it with the information you received as to the offer to distribute corresponding source code. (This alternative is allowed only for noncommercial distribution and only if you received the program in object code or executable form with such an offer, in accord with Subsection b above.)The source code for a work means the preferred form of the work for making modifications to it. For an executable work, complete source code means all the source code for all modules it contains, plus any associated interface definition files, plus the scripts used to control compilation and installation of the executable. However, as a special exception, the source code distributed need not include anything that is normally distributed (in either source or binary form) with the major components (compiler, kernel, and so on) of the operating system on which the executable runs, unless that component itself accompanies the executable.  
If distribution of executable or object code is made by offering access to copy from a designated place, then offering equivalent access to copy the source code from the same place counts as distribution of the source code, even though third parties are not compelled to copy the source along with the object code.
4. You may not copy, modify, sublicense, or distribute the Program except as expressly provided under this License. Any attempt otherwise to copy, modify, sublicense or distribute the Program is void, and will automatically terminate your rights under this License. However, parties who have received copies, or rights,

from you under this License will not have their licenses terminated so long as such parties remain in full compliance.

5. You are not required to accept this License, since you have not signed it. However, nothing else grants you permission to modify or distribute the Program or its derivative works. These actions are prohibited by law if you do not accept this License. Therefore, by modifying or distributing the Program (or any work based on the Program), you indicate your acceptance of this License to do so, and all its terms and conditions for copying, distributing or modifying the Program or works based on it.
6. Each time you redistribute the Program (or any work based on the Program), the recipient automatically receives a license from the original licensor to copy, distribute or modify the Program subject to these terms and conditions. You may not impose any further restrictions on the recipients' exercise of the rights granted herein. You are not responsible for enforcing compliance by third parties to this License.
7. If, as a consequence of a court judgment or allegation of patent infringement or for any other reason (not limited to patent issues), conditions are imposed on you (whether by court order, agreement or otherwise) that contradict the conditions of this License, they do not excuse you from the conditions of this License. If you cannot distribute so as to satisfy simultaneously your obligations under this License and any other pertinent obligations, then as a consequence you may not distribute the Program at all. For example, if a patent license would not permit royalty-free redistribution of the Program by all those who receive copies directly or indirectly through you, then the only way you could satisfy both it and this License would be to refrain entirely from distribution of the Program.

If any portion of this section is held invalid or unenforceable under any particular circumstance, the balance of the section is intended to apply and the section as a whole is intended to apply in other circumstances.

It is not the purpose of this section to induce you to infringe any patents or other property right claims or to contest validity of any such claims; this section has the sole purpose of protecting the integrity of the free software distribution system, which is implemented by public license practices. Many people have made generous contributions to the wide range of software distributed through that system in reliance on consistent application of that system; it is up to the author/donor to decide if he or she is willing to distribute software through any other system and a licensee cannot impose that choice.

This section is intended to make thoroughly clear what is believed to be a consequence of the rest of this License.

8. If the distribution and/or use of the Program is restricted in certain countries either by patents or by copyrighted interfaces, the original copyright holder who places the Program under this License may add an explicit geographical distribution limitation excluding those countries, so that distribution is permitted only in or among countries not thus excluded. In such case, this License incorporates the limitation as if written in the body of this License.
9. The Free Software Foundation may publish revised and/or new versions of the General Public License from time to time. Such new versions will be similar in spirit to the present version, but may differ in detail to address new problems or concerns.  
Each version is given a distinguishing version number. If the Program specifies a version number of this License which applies to it and "any later version", you have the option of following the terms and conditions either of that version or of any later version published by the Free Software Foundation. If the Program does not specify a version number of this License, you may choose any version ever published by the Free Software Foundation.
10. If you wish to incorporate parts of the Program into other free programs whose distribution conditions are different, write to the author to ask for permission. For software which is copyrighted by the Free Software Foundation, write to the Free Software Foundation; we sometimes make exceptions for this. Our decision will be guided by the two goals of preserving the free status of all derivatives of our free software and of promoting the sharing and reuse of software generally.

#### NO WARRANTY

11. BECAUSE THE PROGRAM IS LICENSED FREE OF CHARGE, THERE IS NO WARRANTY FOR THE PROGRAM, TO THE EXTENT PERMITTED BY APPLICABLE LAW. EXCEPT WHEN OTHERWISE STATED IN WRITING THE COPYRIGHT HOLDERS AND/OR OTHER PARTIES PROVIDE THE PROGRAM "AS IS" WITHOUT WARRANTY OF ANY KIND, EITHER EXPRESSED OR IMPLIED, INCLUDING, BUT NOT LIMITED TO, THE IMPLIED WARRANTIES OF MERCHANTABILITY AND FITNESS FOR A PARTICULAR PURPOSE. THE ENTIRE RISK AS TO THE QUALITY AND PERFORMANCE OF THE PROGRAM IS WITH YOU. SHOULD THE PROGRAM PROVE DEFECTIVE, YOU ASSUME THE COST OF ALL NECESSARY SERVICING, REPAIR OR CORRECTION.
12. IN NO EVENT UNLESS REQUIRED BY APPLICABLE LAW OR AGREED TO IN WRITING WILL ANY COPYRIGHT HOLDER, OR ANY OTHER PARTY WHO MAY MODIFY AND/OR REDISTRIBUTE THE PROGRAM AS PERMITTED ABOVE, BE LIABLE TO YOU FOR DAMAGES, INCLUDING ANY GENERAL, SPECIAL, INCIDENTAL OR CONSEQUENTIAL DAMAGES ARISING OUT OF THE USE OR INABILITY TO USE THE PROGRAM (INCLUDING BUT NOT LIMITED TO LOSS OF DATA OR DATA BEING RENDERED INACCURATE OR LOSSES SUSTAINED BY YOU OR THIRD PARTIES OR A FAILURE OF THE PROGRAM TO OPERATE WITH ANY OTHER PROGRAMS), EVEN IF SUCH HOLDER OR OTHER PARTY HAS BEEN ADVISED OF THE POSSIBILITY OF SUCH DAMAGES.

#### END OF TERMS AND CONDITIONS

##### How to Apply These Terms to Your New Programs

If you develop a new program, and you want it to be of the greatest possible use to the public, the best way to achieve this is to make it free software which everyone can redistribute and change under these terms.

To do so, attach the following notices to the program. It is safest to attach them to the start of each source file to most effectively convey the exclusion of warranty; and each file should have at least the "copyright" line and a pointer to where the full notice is found.

<one line to give the program's name and a brief idea of what it does.> Copyright (C) <year> <name of author>

This program is free software; you can redistribute it and/or modify it under the terms of the GNU General Public License as published by the Free Software Foundation; either version 2 of the License, or (at your option) any later version.

This program is distributed in the hope that it will be useful, but WITHOUT ANY WARRANTY; without even the implied warranty of MERCHANTABILITY or FITNESS FOR A PARTICULAR PURPOSE. See the GNU General Public License for more details.

You should have received a copy of the GNU General Public License along with this program; if not, write to the Free Software Foundation, Inc., 51 Franklin Street, Fifth Floor, Boston, MA 02110-1301, USA

Also add information on how to contact you by electronic and paper mail. If the program is interactive, make it output a short notice like this when it starts in an interactive mode:

Gnomovision version 69, Copyright (C) year name of author

Gnomovision comes with ABSOLUTELY NO WARRANTY; for details type `show w'.

This is free software, and you are welcome to redistribute it under certain conditions; type `show c' for details.

The hypothetical commands `show w' and `show c' should show the appropriate parts of the General Public License. Of course, the commands you use may be called something other than `show w' and `show c'; they could even be mouse-clicks or menu items--whatever suits your program.

You should also get your employer (if you work as a programmer) or your school, if any, to sign a "copyright disclaimer" for the program, if necessary. Here is a sample; alter the names:

Yoyodyne, Inc., hereby disclaims all copyright interest in the program

`Gnomovision' (which makes passes at compilers) written by James Hacker.

<signature of Ty Coon>, 1 April 1989

Ty Coon, President of Vice

This General Public License does not permit incorporating your program into proprietary programs. If your program is a subroutine library, you may consider it more useful to permit linking proprietary applications with the library. If this is what you want to do, use the GNU Lesser General Public License instead of this License.

#### **LICENSE.LGPLv2.1**

#### **GNU LESSER GENERAL PUBLIC LICENSE**

Version 2.1, February 1999

Copyright (C) 1991, 1999 Free Software Foundation, Inc. 51 Franklin Street, Fifth Floor, Boston, MA 02110-1301 USA Everyone is permitted to copy and distribute verbatim copies of this license document, but changing it is not allowed. [This is the first released version of the Lesser GPL. It also counts as the successor of the GNU Library Public License, version 2, hence the version number 2.1.]

#### **Preamble**

The licenses for most software are designed to take away your freedom to share and change it. By contrast, the GNU General Public Licenses are intended to guarantee your freedom to share and change free software--to make sure the software is free for all its users.

This license, the Lesser General Public License, applies to some specially designated software packages--typically libraries--of the Free Software Foundation and other authors who decide to use it. You can use it too, but we suggest you first think carefully about whether this license or the ordinary General Public License is the better strategy to use in any particular case, based on the explanations below.

When we speak of free software, we are referring to freedom of use, not price. Our General Public Licenses are designed to make sure that you have the freedom to distribute copies of free software (and charge for this service if you wish); that you receive source code or can get it if you want it; that you can change the software and use pieces of it in new free programs; and that you are informed that you can do these things.

To protect your rights, we need to make restrictions that forbid distributors to deny you these rights or to ask you to surrender these rights. These restrictions translate to certain responsibilities for you if you distribute copies of the library or if you modify it.

For example, if you distribute copies of the library, whether gratis or for a fee, you must give the recipients all the rights that we gave you. You must make sure that they, too, receive or can get the source code. If you link other code with the library, you must provide complete object files to the recipients, so that they can relink them with the library after making changes to the library and recompiling it. And you must show them these terms so they know their rights.

We protect your rights with a two-step method: (1) we copyright the library, and (2) we offer you this license, which gives you legal permission to copy, distribute and/or modify the library.

To protect each distributor, we want to make it very clear that there is no warranty for the free library. Also, if the library is modified by someone else and passed on, the recipients should know that what they have is not the original version, so that the original author's reputation will not be affected by problems that might be introduced by others.

Finally, software patents pose a constant threat to the existence of any free program. We wish to make sure that a company cannot effectively restrict the users of a free program by obtaining a restrictive license from a patent holder. Therefore, we insist that any patent license obtained for a version of the library must be consistent with the full freedom of use specified in this license.

Most GNU software, including some libraries, is covered by the ordinary GNU General Public License. This license, the GNU Lesser General Public License, applies to certain designated libraries, and is quite different from the ordinary General Public License. We use this license for certain libraries in order to permit linking those libraries into non-free programs.

When a program is linked with a library, whether statically or using a shared library, the combination of the two is legally speaking a combined work, a derivative of the original library. The ordinary General Public License therefore permits such linking only if the entire combination fits its criteria of freedom. The Lesser General Public License permits more lax criteria for linking other code with the library.

We call this license the "Lesser" General Public License because it does Less to protect the user's freedom than the ordinary General Public License. It also provides other free software developers Less of an advantage over competing non-free programs. These disadvantages are the reason we use the ordinary General Public License for many libraries. However, the Lesser license provides advantages in certain special circumstances.

For example, on rare occasions, there may be a special need to encourage the widest possible use of a certain library, so that it becomes a de-facto standard. To achieve this, non-free programs must be allowed to use the library. A more frequent case is that a free library does the same job as widely used non-free libraries. In this case, there is little to gain by limiting the free library to free software only, so we use the Lesser General Public License.

In other cases, permission to use a particular library in non-free programs enables a greater number of people to use a large body of free software. For example, permission to use the GNU C Library in non-free programs enables many more people to use the whole GNU operating system, as well as its variant, the GNU/Linux operating system.

Although the Lesser General Public License is Less protective of the users' freedom, it does ensure that the user of a program that is linked with the Library has the freedom and the wherewithal to run that program using a modified version of the Library.

The precise terms and conditions for copying, distribution and modification follow. Pay close attention to the difference between a "work based on the library" and a "work that uses the library". The former contains code derived from the library, whereas the latter must be combined with the library in order to run.

#### GNU LESSER GENERAL PUBLIC LICENSE

##### TERMS AND CONDITIONS FOR COPYING, DISTRIBUTION AND MODIFICATION

0. This License Agreement applies to any software library or other program which contains a notice placed by the copyright holder or other authorized party saying it may be distributed under the terms of this Lesser General Public License (also called "this License"). Each licensee is addressed as "you".  
A "library" means a collection of software functions and/or data prepared so as to be conveniently linked with application programs (which use some of those functions and data) to form executables.  
The "Library", below, refers to any such software library or work which has been distributed under these terms.  
A "work based on the Library" means either the Library or any derivative work under copyright law: that is to say, a work containing the Library or a portion of it, either verbatim or with modifications and/or translated straightforwardly into another language. (Hereinafter, translation is included without limitation in the term "modification".)  
"Source code" for a work means the preferred form of the work for making modifications to it. For a library, complete source code means all the source code for all modules it contains, plus any associated interface definition files, plus the scripts used to control compilation and installation of the library.  
Activities other than copying, distribution and modification are not covered by this License; they are outside its scope. The act of running a program using the Library is not restricted, and output from such a program is covered only if its contents constitute a work based on the Library (independent of the use of the Library in a tool for writing it). Whether that is true depends on what the Library does and what the program that uses the Library does.
1. You may copy and distribute verbatim copies of the Library's complete source code as you receive it, in any medium, provided that you conspicuously and appropriately publish on each copy an appropriate copyright notice and disclaimer of warranty; keep intact all the notices that refer to this License and to the absence of any warranty; and distribute a copy of this License along with the Library.  
You may charge a fee for the physical act of transferring a copy, and you may at your option offer warranty protection in exchange for a fee.
2. You may modify your copy or copies of the Library or any portion of it, thus forming a work based on the Library, and copy and distribute such modifications or work under the terms of Section 1 above, provided that you also meet all of these conditions:
  - a) The modified work must itself be a software library.
  - b) You must cause the files modified to carry prominent notices stating that you changed the files and the date of any change.
  - c) You must cause the whole of the work to be licensed at no charge to all third parties under the terms of this License.
  - d) If a facility in the modified Library refers to a function or a table of data to be supplied by an application program that uses the facility, other than as an argument passed when the facility is invoked, then you must make a good faith effort to ensure that, in the event an application does not supply such function or table, the facility still operates, and performs whatever part of its purpose remains meaningful.  
(For example, a function in a library to compute square roots has a purpose that is entirely well-defined independent of the application. Therefore, Subsection 2d requires that any application-supplied function or table used by this function must be optional: if the application does not supply it, the square root function must still compute square roots.)

These requirements apply to the modified work as a whole. If identifiable sections of that work are not derived from the Library, and can be reasonably considered independent and separate works in themselves, then this License, and its terms, do not apply to those sections when you distribute them as separate works. But when you distribute the same sections as part of a whole which is a work based on the Library, the distribution of the whole must be on the terms of this License, whose permissions for other licensees extend to the entire whole, and thus to each and every part regardless of who wrote it.

Thus, it is not the intent of this section to claim rights or contest your rights to work written entirely by you; rather, the intent is to exercise the right to control the distribution of derivative or collective works based on the Library.



In addition, mere aggregation of another work not based on the Library with the Library (or with a work based on the Library) on a volume of a storage or distribution medium does not bring the other work under the scope of this License.

3. You may opt to apply the terms of the ordinary GNU General Public License instead of this License to a given copy of the Library. To do this, you must alter all the notices that refer to this License, so that they refer to the ordinary GNU General Public License, version 2, instead of to this License. (If a newer version than version 2 of the ordinary GNU General Public License has appeared, then you can specify that version instead if you wish.) Do not make any other change in these notices.  
Once this change is made in a given copy, it is irreversible for that copy, so the ordinary GNU General Public License applies to all subsequent copies and derivative works made from that copy.  
This option is useful when you wish to copy part of the code of the Library into a program that is not a library.
4. You may copy and distribute the Library (or a portion or derivative of it, under Section 2) in object code or executable form under the terms of Sections 1 and 2 above provided that you accompany it with the complete corresponding machine-readable source code, which must be distributed under the terms of Sections 1 and 2 above on a medium customarily used for software interchange.  
If distribution of object code is made by offering access to copy from a designated place, then offering equivalent access to copy the source code from the same place satisfies the requirement to distribute the source code, even though third parties are not compelled to copy the source along with the object code.
5. A program that contains no derivative of any portion of the Library, but is designed to work with the Library by being compiled or linked with it, is called a "work that uses the Library". Such a work, in isolation, is not a derivative work of the Library, and therefore falls outside the scope of this License.  
However, linking a "work that uses the Library" with the Library creates an executable that is a derivative of the Library (because it contains portions of the Library), rather than a "work that uses the library". The executable is therefore covered by this License. Section 6 states terms for distribution of such executables.  
When a "work that uses the Library" uses material from a header file that is part of the Library, the object code for the work may be a derivative work of the Library even though the source code is not. Whether this is true is especially significant if the work can be linked without the Library, or if the work is itself a library. The threshold for this to be true is not precisely defined by law.  
If such an object file uses only numerical parameters, data structure layouts and accessors, and small macros and small inline functions (ten lines or less in length), then the use of the object file is unrestricted, regardless of whether it is legally a derivative work. (Executables containing this object code plus portions of the Library will still fall under Section 6.)  
Otherwise, if the work is a derivative of the Library, you may distribute the object code for the work under the terms of Section 6. Any executables containing that work also fall under Section 6, whether or not they are linked directly with the Library itself.
6. As an exception to the Sections above, you may also combine or link a "work that uses the Library" with the Library to produce a work containing portions of the Library, and distribute that work under terms of your choice, provided that the terms permit modification of the work for the customer's own use and reverse engineering for debugging such modifications.  
You must give prominent notice with each copy of the work that the Library is used in it and that the Library and its use are covered by this License. You must supply a copy of this License. If the work during execution displays copyright notices, you must include the copyright notice for the Library among them, as well as a reference directing the user to the copy of this License. Also, you must do one of these things:
  - a) Accompany the work with the complete corresponding machine-readable source code for the Library including whatever changes were used in the work (which must be distributed under Sections 1 and 2 above); and, if the work is an executable linked with the Library, with the complete machine-readable "work that uses the Library", as object code and/or source code, so that the user can modify the Library and then relink to produce a modified executable containing the modified Library. (It is understood that the user who changes the contents of definitions files in the Library will not necessarily be able to recompile the application to use the modified definitions.)
  - b) Use a suitable shared library mechanism for linking with the Library. A suitable mechanism is one that (1) uses at run time a copy of the library already present on the user's computer system, rather than copying library functions into the executable, and (2) will operate properly with a modified version of the library, if the user installs one, as long as the modified version is interface-compatible with the version that the work was made with.
  - c) Accompany the work with a written offer, valid for at least three years, to give the same user the materials specified in Subsection 6a, above, for a charge no more than the cost of performing this distribution.
  - d) If distribution of the work is made by offering access to copy from a designated place, offer equivalent access to copy the above specified materials from the same place.
  - e) Verify that the user has already received a copy of these materials or that you have already sent this user a copy.  
For an executable, the required form of the "work that uses the Library" must include any data and utility programs needed for reproducing the executable from it. However, as a special exception, the materials to be distributed need not include anything that is normally distributed (in either source or binary form) with the major components (compiler, kernel, and so on) of the operating system on which the executable runs, unless that component itself accompanies the executable.  
It may happen that this requirement contradicts the license restrictions of other proprietary libraries that do not normally accompany the operating system. Such a contradiction means you cannot use both them and the Library together in an executable that you distribute.
7. You may place library facilities that are a work based on the Library side-by-side in a single library together with other library facilities not covered by this License, and distribute such a combined library, provided that the separate distribution of the work based on the Library and of the other library facilities is otherwise permitted, and provided that you do these two things:
  - a) Accompany the combined library with a copy of the same work based on the Library, uncombined with any other library facilities. This must be distributed under the terms of the Sections above.



- b) Give prominent notice with the combined library of the fact that part of it is a work based on the Library, and explaining where to find the accompanying uncombined form of the same work.
8. You may not copy, modify, sublicense, link with, or distribute the Library except as expressly provided under this License. Any attempt otherwise to copy, modify, sublicense, link with, or distribute the Library is void, and will automatically terminate your rights under this License. However, parties who have received copies, or rights, from you under this License will not have their licenses terminated so long as such parties remain in full compliance.
  9. You are not required to accept this License, since you have not signed it. However, nothing else grants you permission to modify or distribute the Library or its derivative works. These actions are prohibited by law if you do not accept this License. Therefore, by modifying or distributing the Library (or any work based on the Library), you indicate your acceptance of this License to do so, and all its terms and conditions for copying, distributing or modifying the Library or works based on it.
  10. Each time you redistribute the Library (or any work based on the Library), the recipient automatically receives a license from the original licensor to copy, distribute, link with or modify the Library subject to these terms and conditions. You may not impose any further restrictions on the recipients' exercise of the rights granted herein. You are not responsible for enforcing compliance by third parties with this License.
  11. If, as a consequence of a court judgment or allegation of patent infringement or for any other reason (not limited to patent issues), conditions are imposed on you (whether by court order, agreement or otherwise) that contradict the conditions of this License, they do not excuse you from the conditions of this License. If you cannot distribute so as to satisfy simultaneously your obligations under this License and any other pertinent obligations, then as a consequence you may not distribute the Library at all. For example, if a patent license would not permit royalty-free redistribution of the Library by all those who receive copies directly or indirectly through you, then the only way you could satisfy both it and this License would be to refrain entirely from distribution of the Library.  
If any portion of this section is held invalid or unenforceable under any particular circumstance, the balance of the section is intended to apply, and the section as a whole is intended to apply in other circumstances. It is not the purpose of this section to induce you to infringe any patents or other property right claims or to contest validity of any such claims; this section has the sole purpose of protecting the integrity of the free software distribution system which is implemented by public license practices. Many people have made generous contributions to the wide range of software distributed through that system in reliance on consistent application of that system; it is up to the author/donor to decide if he or she is willing to distribute software through any other system and a licensee cannot impose that choice.  
This section is intended to make thoroughly clear what is believed to be a consequence of the rest of this License.
  12. If the distribution and/or use of the Library is restricted in certain countries either by patents or by copyrighted interfaces, the original copyright holder who places the Library under this License may add an explicit geographical distribution limitation excluding those countries, so that distribution is permitted only in or among countries not thus excluded. In such case, this License incorporates the limitation as if written in the body of this License.
  13. The Free Software Foundation may publish revised and/or new versions of the Lesser General Public License from time to time. Such new versions will be similar in spirit to the present version, but may differ in detail to address new problems or concerns.  
Each version is given a distinguishing version number. If the Library specifies a version number of this License which applies to it and "any later version", you have the option of following the terms and conditions either of that version or of any later version published by the Free Software Foundation. If the Library does not specify a license version number, you may choose any version ever published by the Free Software Foundation.
  14. If you wish to incorporate parts of the Library into other free programs whose distribution conditions are incompatible with these, write to the author to ask for permission. For software which is copyrighted by the Free Software Foundation, write to the Free Software Foundation; we sometimes make exceptions for this. Our decision will be guided by the two goals of preserving the free status of all derivatives of our free software and of promoting the sharing and reuse of software generally.

#### NO WARRANTY

15. BECAUSE THE LIBRARY IS LICENSED FREE OF CHARGE, THERE IS NO WARRANTY FOR THE LIBRARY, TO THE EXTENT PERMITTED BY APPLICABLE LAW. EXCEPT WHEN OTHERWISE STATED IN WRITING THE COPYRIGHT HOLDERS AND/OR OTHER PARTIES PROVIDE THE LIBRARY "AS IS" WITHOUT WARRANTY OF ANY KIND, EITHER EXPRESSED OR IMPLIED, INCLUDING, BUT NOT LIMITED TO, THE IMPLIED WARRANTIES OF MERCHANTABILITY AND FITNESS FOR A PARTICULAR PURPOSE. THE ENTIRE RISK AS TO THE QUALITY AND PERFORMANCE OF THE LIBRARY IS WITH YOU. SHOULD THE LIBRARY PROVE DEFECTIVE, YOU ASSUME THE COST OF ALL NECESSARY SERVICING, REPAIR OR CORRECTION.
16. IN NO EVENT UNLESS REQUIRED BY APPLICABLE LAW OR AGREED TO IN WRITING WILL ANY COPYRIGHT HOLDER, OR ANY OTHER PARTY WHO MAY MODIFY AND/OR REDISTRIBUTE THE LIBRARY AS PERMITTED ABOVE, BE LIABLE TO YOU FOR DAMAGES, INCLUDING ANY GENERAL, SPECIAL, INCIDENTAL OR CONSEQUENTIAL DAMAGES ARISING OUT OF THE USE OR INABILITY TO USE THE LIBRARY (INCLUDING BUT NOT LIMITED TO LOSS OF DATA OR DATA BEING RENDERED INACCURATE OR LOSSES SUSTAINED BY YOU OR THIRD PARTIES OR A FAILURE OF THE LIBRARY TO OPERATE WITH ANY OTHER SOFTWARE), EVEN IF SUCH HOLDER OR OTHER PARTY HAS BEEN ADVISED OF THE POSSIBILITY OF SUCH DAMAGES.

#### END OF TERMS AND CONDITIONS

##### How to Apply These Terms to Your New Libraries

If you develop a new library, and you want it to be of the greatest possible use to the public, we recommend making it free software that everyone can redistribute and change. You can do so by permitting redistribution under these terms (or, alternatively, under the terms of the ordinary General Public License).

To apply these terms, attach the following notices to the library. It is safest to attach them to the start of each source file to most effectively convey the exclusion of warranty; and each file should have at least the "copyright" line and a pointer to where the full notice is found.

<one line to give the library's name and a brief idea of what it does.> Copyright (C) <year> <name of author>

This library is free software; you can redistribute it and/or modify it under the terms of the GNU Lesser General Public License as published by the Free Software Foundation; either version 2.1 of the License, or (at your option) any later version.

This library is distributed in the hope that it will be useful, but WITHOUT ANY WARRANTY; without even the implied warranty of MERCHANTABILITY or FITNESS FOR A PARTICULAR PURPOSE. See the GNU Lesser General Public License for more details.

You should have received a copy of the GNU Lesser General Public License along with this library; if not, write to the Free Software Foundation, Inc., 51 Franklin Street, Fifth Floor, Boston, MA 02110-1301 USA

Also add information on how to contact you by electronic and paper mail.

You should also get your employer (if you work as a programmer) or your school, if any, to sign a "copyright disclaimer" for the library, if necessary. Here is a sample; alter the names:

Yoyodyne, Inc., hereby disclaims all copyright interest in the library 'Frob' (a library for tweaking knobs) written by James Random Hacker.

<signature of Ty Coon>, 1 April 1990 Ty Coon, President of Vice

That's all there is to it!